

Young People's Education and Skills Board

Destination Measures – London Summary

Item no: 9

Report by: Mary Vine-Morris **Job title:** Director

Date: 16 October 2012

Contact Officer: Neeraj Sharma

Telephone: 020 7934 9524 **Email:** neeraj.sharma@londoncouncils.gov.uk

Summary The Department for Education (DfE) has released the new Education Destination Measures as 'experimental statistics' which show the percentage of students progressing to further learning in a school, Further Education or Sixth Form College, Apprenticeship, work based learning provider or Higher Education Institution. This paper summarises the key findings for the London region.

Recommendations YPES Board members are asked to:

- Note the summary of Destination Measures data in London.
- Endorse the outline response to the Key Stage 4 and key Stage 5 Destination Measures survey.

1 Background

- 1.1 The Statistical Release on Education Destination Measures shows the percentage of students progressing to further learning in a school, Further Education or Sixth Form College, Apprenticeship, work based learning provider or Higher Education Institution.
- 1.2 Two Destination Measures have been introduced to show the destinations of young people the year after they finish compulsory schooling - Key Stage 4 (KS4), and the year after taking A level or equivalent qualifications - Key Stage 5 (KS5).¹
- 1.3 To be included in the Measure, young people have to show *sustained* participation in an education destination in all of the first two terms of the year (October to March) after they completed KS4 or KS5.
- 1.4 This paper summarises the Destination Measures data for the London region (including a borough by borough analysis²), making comparisons to the national picture.
- 1.5 The figures in this paper should be treated with caution as this is the first instance of such data being produced. The statistics are published as 'experimental statistics', which means they are still being evaluated and remain subject to further testing to determine their reliability and capacity to meet customer needs.

¹ **Key Stage 5** Destination Measure applies to the data published in July 2012. This includes all learners who were aged 16-18 in the 2008/09 academic year and were entered for A level or equivalent qualifications. The Measure will report on their destination in 2009/10, even if they have not left the institution.

² Destination Measures are produced at institution level and are not based on student residency.

2 Destinations in the year after finishing compulsory education - KS4 (2009/10)

- 2.1 88 percent of young people were recorded as being in a sustained education destination in the year after KS4, which compares to 85 percent nationally:-
- School Sixth Form was the most popular destination for young Londoners with 48 percent studying in this destination. This was also the most popular destination nationally although a lower percentage (36 percent) studied there.
 - The next most popular destination was Further Education (FE) College with 26 percent of young people in London studying at FE Colleges (compared to 33 percent nationally).
 - 12 percent of young Londoners were studying in a Sixth Form College (the same percentage as nationally).
 - Two percent were taking an Apprenticeship in a FE College, other FE provider, School Sixth Form or Sixth Form College, which compares to four percent nationally.
- 2.2 Less than one in ten (seven percent) of young people did not fulfil the two term criteria for sustained participation in an education destination. This compares to nine percent nationally.
- 2.3 Five percent of young people were not captured in the education destination data (compared to six percent nationally). These young people may have been in employment, not in employment, education, or training (NEET), on a gap year, left the country or were attending a Scottish or Welsh college or school.
- 2.4 Brent, Harrow, Redbridge and Sutton had the highest percentage of young people (91 percent) recorded as being in sustained education in the year after they took their KS4, not only in London but nationally.
- 2.5 See Appendix 1 and 2 for a borough by borough analysis of the KS4 destinations and a breakdown of the type of destinations young people pursued.

3 Destinations in the year after taking A Level or equivalent qualifications – KS5 (2009/10)

- 3.1 71 percent of young people were recorded as being in a sustained education destination in the year after they took their A Level or equivalent qualification/s (KS5), which compares to 64 percent nationally:-
- Five percent were studying in a FE College (compared to 8 percent nationally), with a further two percent studying in a School Sixth Form (compared to one percent nationally).
 - One percent of young people were taking an Apprenticeship in a FE College, other FE provider, School Sixth Form and Sixth Form College (compared to two percent nationally).
 - 61 percent went to a Higher Education Institution (compared to 52 percent nationally), with one percent studying at the University of Oxford or Cambridge and eight percent at another Russell Group University (which are the same as the national averages).
- 3.2 Less than one in ten (seven percent) young people did not fulfil the two term criteria for sustained participation in an education destination. This compares to eight percent nationally.

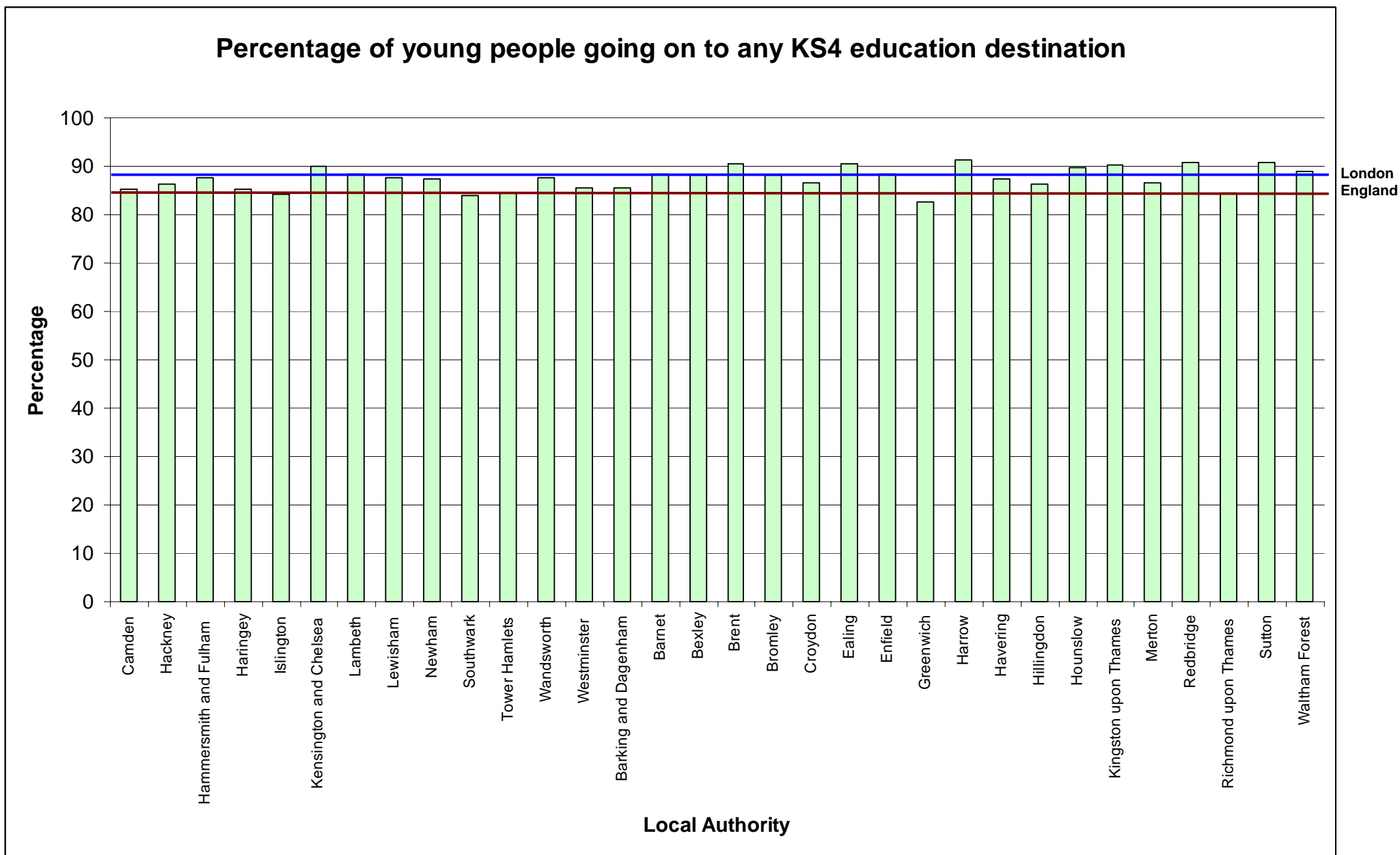
- 3.3 Just under a quarter (22 percent) of young people were not captured in the education destination data (compared to 28 percent nationally). These young people may have been in employment, NEET, on a gap year, left the country, or were attending a Scottish or Welsh college or school.
- 3.4 Harrow had the highest percentage of young people (79 percent) recorded as being in sustained education in the year after their A level or equivalent qualification/s, not only in London but nationally.
- 3.5 See Appendix 3 and 4 for a borough by borough analysis of the KS4 destinations and a breakdown of the type of destinations young people pursued.

4 Response to first release of Destination Measures


- 4.1 The Department for Education invited feedback via a survey on the first release of KS4 and KS5 destination measures. London Councils officers submitted a response which included the following key points:
- 4.1.1 the inclusion of destinations of students with special educational needs (SEN) is essential in the light of the significant reforms taking place for young people with SEN;
 - 4.1.2 destinations of students in receipt of Free School Meals (FSM) should be included to align with the majority of other education performance reporting and to assist local authorities with monitoring the progression of disadvantaged students;
 - 4.1.3 the fact that employment destinations are not captured as a separate category creates an implicit bias towards academic/non-vocational destinations which is discordant with London's priorities;
 - 4.1.4 there has to be a higher level of data capture for destination measures to be meaningful and fulfil their purpose as a measure of an institution's effectiveness in ensuring learner progression. The fact that over a quarter of the cohort is not captured within the data for KS5 Destination Measure limits the understanding of the progression routes of young people;
 - 4.1.5 HE categories other than Russell Group Universities and Oxbridge should be included – for example, top ranked Universities or Universities with a technical specialism;
 - 4.1.6 the Destination Measures are welcomed as they help create greater accountability and incentives for institutions to prepare young people and effectively steer them on to positive post-16 destinations.

5 Recommendations

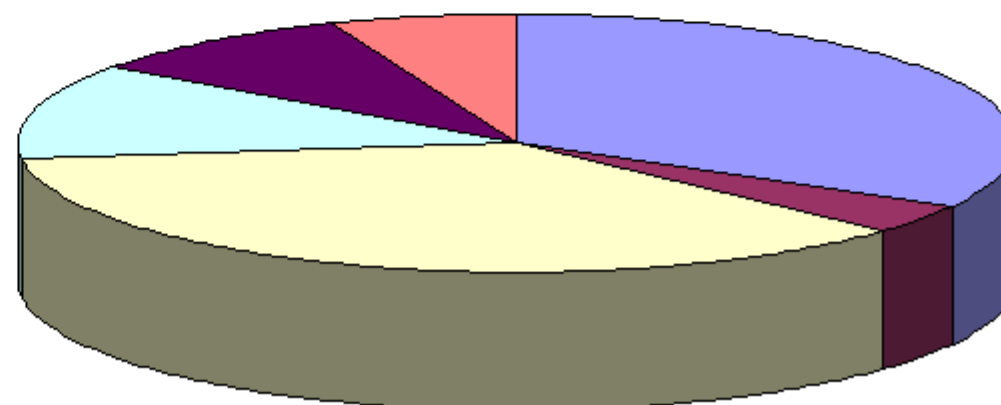
- 5.1 YPES Board members are asked to:
- Note the summary of Destination Measures data in London.
 - Endorse the outline response to the Key Stage 4 and Key Stage 5 Destination Measures survey.

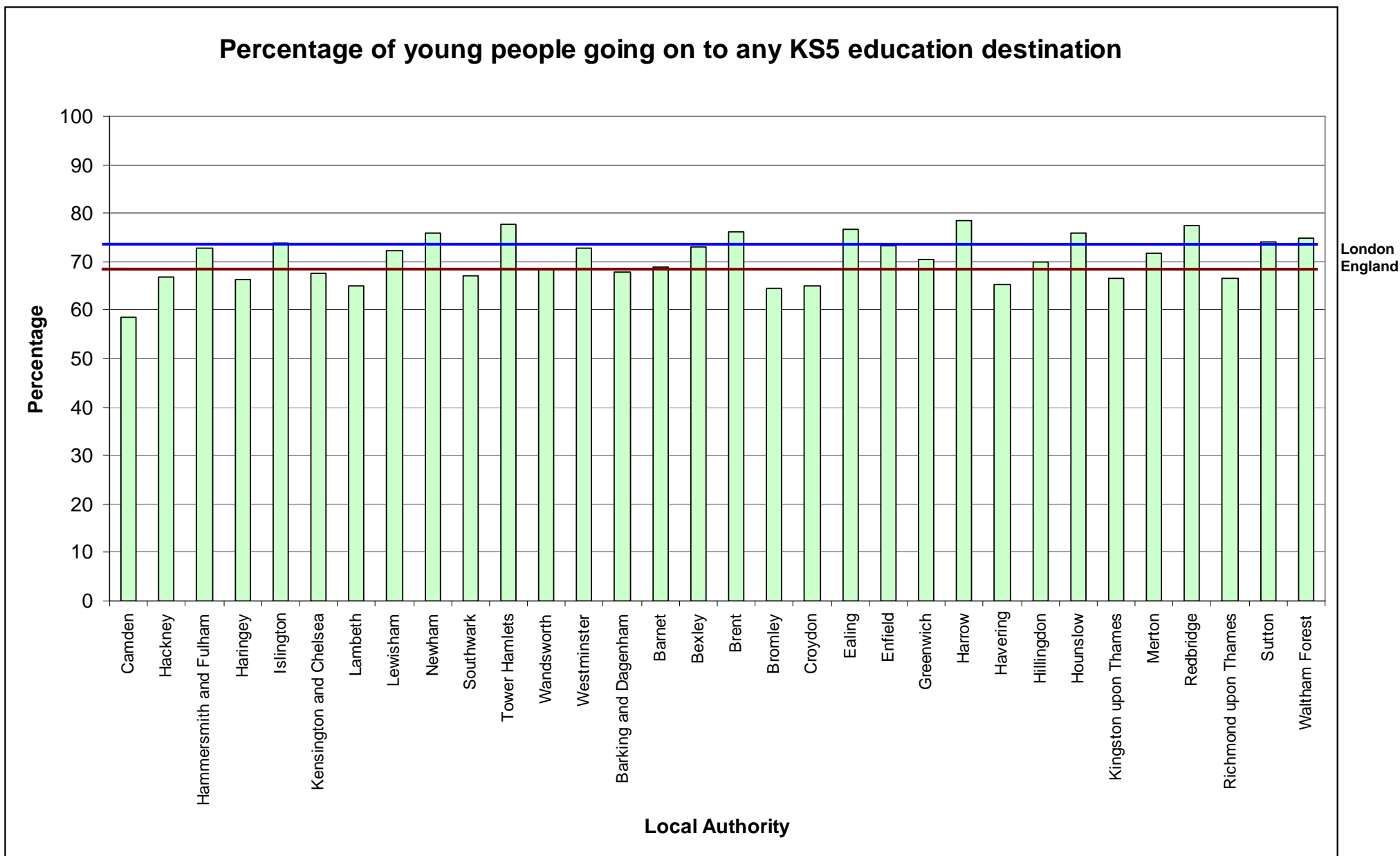


Breakdown of KS4 Destinations in London

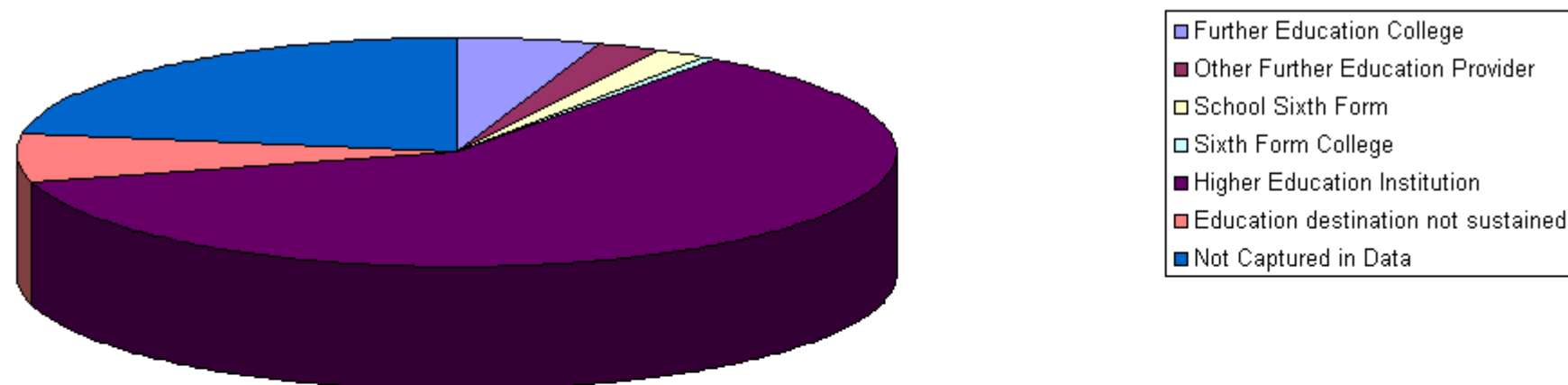


Breakdown of KS4 Destinations in England





Breakdown of KS5 Destinations in London



Breakdown of KS5 Destinations in England

