

London Cultural Improvement Programme: Match-funding Report

Introduction

The London Cultural Improvement Programme (LCIP) was a phased and multi-stranded programme supported and delivered by the 32 boroughs and the City of London, the regional cultural agencies (Arts Council England, MLA Council, English Heritage and Sport England), London Councils and Capital Ambition. The programme aims to support local authorities through times of transition to maximise the impact of cultural services.

Delivery

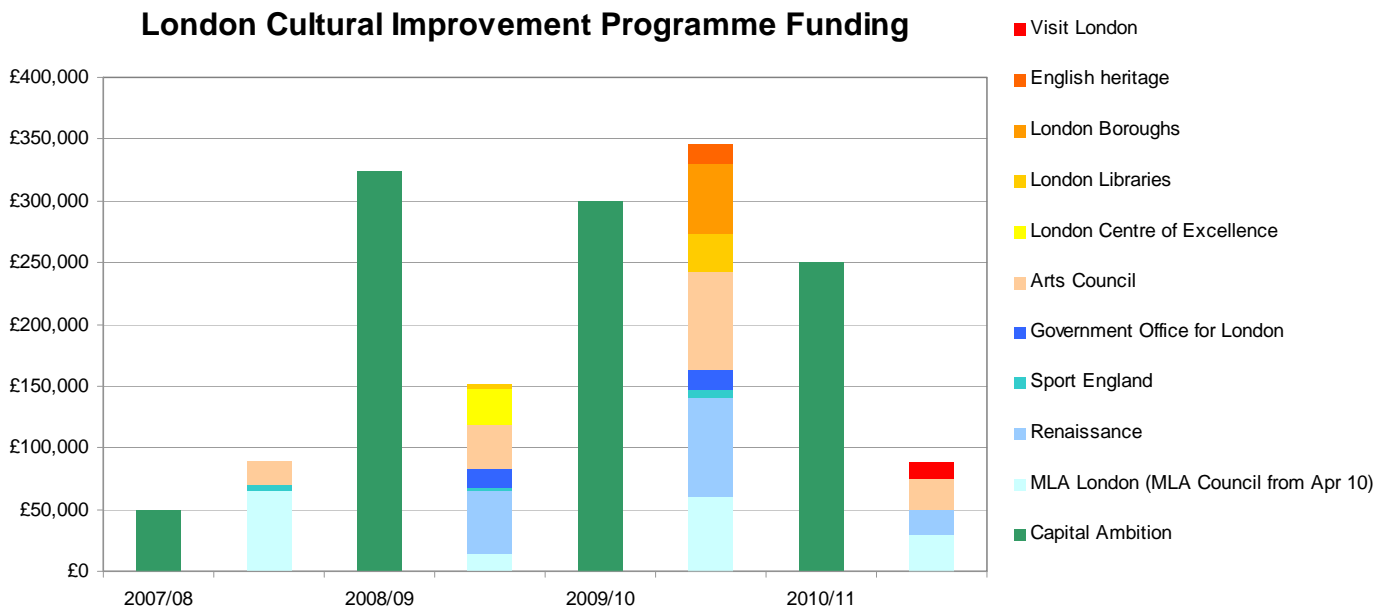
LCIP was delivered by a core team, who were hosted by MLA London 2007-2010 and MLA Council 2010-2011, as well as staff from the organisations listed above. The core team costs were funded from all monetary partner contributions; additionally two strands of the programme had partner-funded project managers: Working with Children's Services and London Library Change Programme.

Methodology

The monetary funding was monitored through grant and financial agreements. Staff time and resources (room hire, photocopying etc) contributed by partner organisations were recorded through resource trackers on a monthly basis and collated into a whole-programme tracker. The trackers enabled us to view contributions by type (e.g. staff time or room hire), by organisation, by strand, and by quarter.

Summary of Cash Funding

In each financial year that LCIP ran it attracted funding from Capital Ambition and match funding from partner organisations. In total, the funding provided has been nearly evenly split between Capital Ambition and the cross-organisational match-funding: Capital Ambition has provided 57.82% of the monetary funding to deliver LCIP compared with 42.18% from partner organisations. The total value of monetary funding since LCIP inception is £1,598,200. The graph below demonstrates the funding levels, by financial year, broken down into contributing organisations:



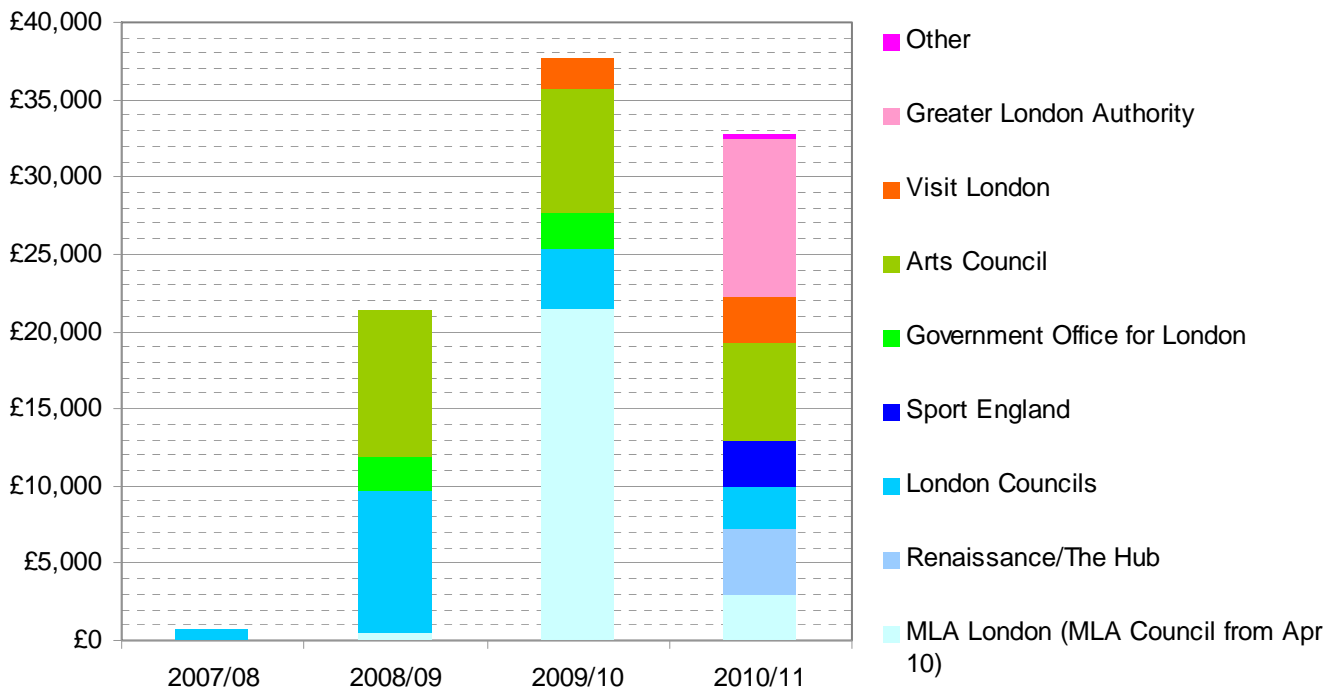
Summary of Staff Contributions

In addition to cash funding, the majority of partner organisations contributed staff time to run projects, attend meetings, advocate for LCIP and deliver against LCIP aims and objectives. The time contributed by the core LCIP team and the funded project managers is not included as these were paid for using cash funding

Summary of Resources Contributed

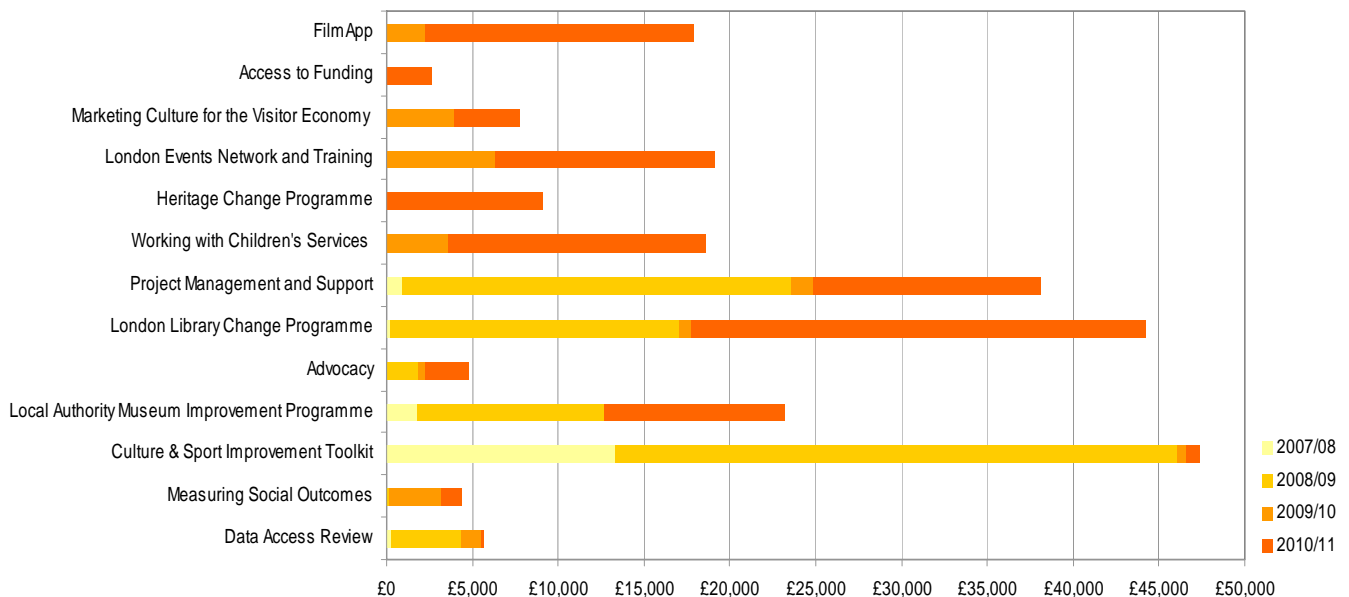
Partner organisations also contributed resources to the programme including rooms for training, events and meetings; provision of catering; and printing delegate packs and meeting papers. These are allocated a monetary sum based on either the actual cost of a venue (e.g. in 2010 the GLA provided London's Living Room for an advocacy event as match funding, which ordinarily would cost £10,000 to hire) or by working out equivalent costs (e.g. neither Arts Council, MLA Council nor Sport England hire out meeting rooms externally so an equivalent value is calculated based on the likely cost to LCIP if a room had to be hired elsewhere: the cost varies depending on room size, length of hire, and whether or not catering & beverages were supplied by the partner organisation). LCIP has been incredibly successful in securing match-funding through room hire and resources, with a total value of over £88,000 worth of resources contributed to the programme to date. The below graph demonstrates the monetary value, by organisation, of the total resources contributed to the programme:

Total contribution of resources (£)



Summary of Match-funding to Strands

It is also possible to view the sum of in-kind contributions (excluding monetary contributions) to each strand over the lifetime of the project:



The graph demonstrates the years in which individual strands have been most active and gives an indication of strands that have included higher levels of cross-organisational working. Some of the more recent strands, such as Heritage Change and Access to Funding, have significantly lower levels of partner contribution as they were only active from quarter 2 onwards of 2010/11. Project management is particularly high as three members of the LCIP team are line-managed by MLA Council staff and all external partners regularly attend partner meetings and LCIP board meetings.

Match-funding Conclusion

To date the programme has attracted nearly £2 million of contributions from all of the partner organisations and funders. 46.47% has come from monetary funding from Capital Ambition, 33.91% has come from monetary funding from partner organisations, 16.17% has come from staff time contributed and 3.45% comes from resources contributed.

Match Contribution compared with Capital Ambition funding

